



Fine Waterline
Craftsmans kit
resin 1:700

No 4



IPMS Fine Waterline Special Interest Group

Military Class Trawler
1942-1945

www.finewaterline.com

Military Class Trawlers

These ships were all constructed for the Royal Navy by C.W. & G Holmes between 1942 and 44 as anti-submarine vessels for convoy escort. The largest of the wartime trawler based ships, of 750 tons and 193' overall, they were good seaboats although must have made for a difficult life aboard in mid Atlantic conditions. Nine vessels were built in two groups, the first six were Bombardier, Coldstreamer, Fusilier, Grenadier, Lancer and Sapper, with Home Guard, Guardsman and Royal Marine forming the second group, which had a modified and enlarged bridge. As with any RN ship of WW2, research for the specific ship you wish to build will be required.

Construction

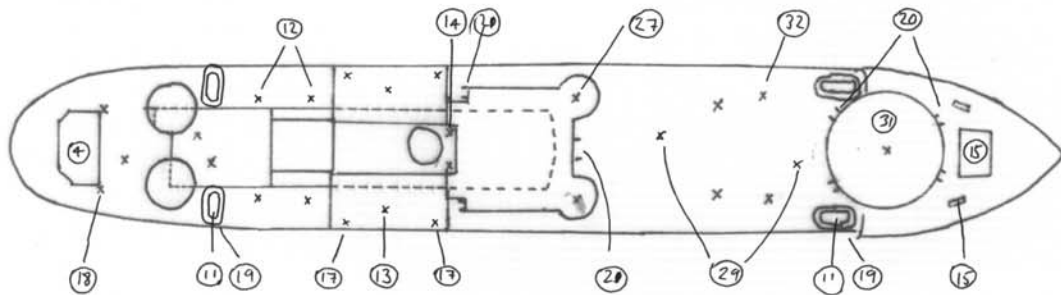
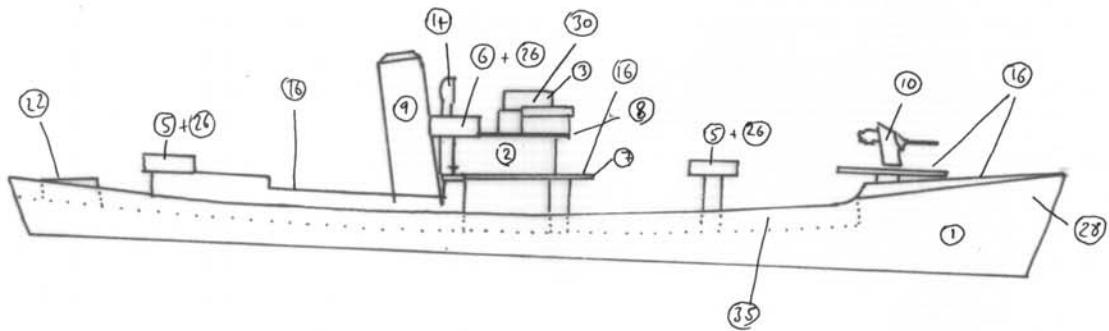
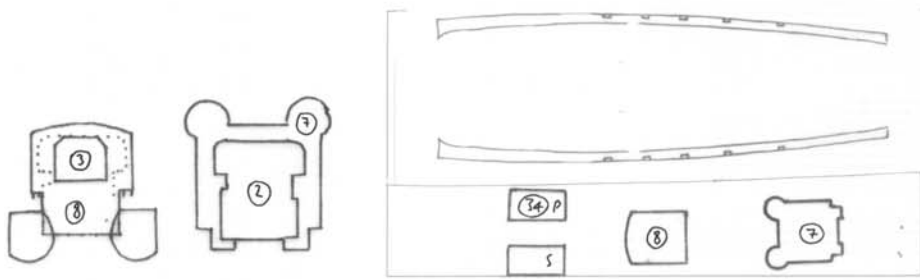
It is recommended that you first of all clean the model in warm water and detergent to remove any casting residue which might prevent paint adhering. Any air bubbles should be filled with modelling putty or Mr Surfacer as appropriate. Note the placement of resin parts in the plans and the position of other listed parts, particular attention should be paid to the location of the bridge parts and platforms. Paper templates have been provided for the bridge platforms which should be cut out of the planked plastic card provided. Templates are also provided for the bulwarks, these can be cut out of plastic card, brass or the paper itself stiffened with CA glue. A section of plastic rod for the funnel is provided, this should be cut to the correct size and angle as shown on the 700 scale plans and the top drilled out, with the edge then bevelled at a 45 degree angle, again photographic references will show this detail. These trawlers were small but complex ships, the level of detail is left to the individual's own satisfaction, but a list below shows the parts which can be used to complete the model.

Parts list

- 1) Hull
- 2) Bridge superstructure
- 3) Bridge
- 4) Depth charge support
- 5) Round oerlikon tubs
- 6) Squared off oerlikon tubs
- 7) & 8) Plastic card for bridge levels (x2)
- 9) Plastic rod for funnel

Items recommended to complete the model

Item	Number	Suggested Source
4" gun	10	L'Arsenal 12pdr is similar
Carley floats	11	L'Arsenal
Depth charge throwers	12	L'Arsenal
Boats	13	Battlefleet dinghies
Vents	14	Battlefleet large vents
Winches & bollards	15	Battlefleet
Railings	16	White Ensign Models Flower class corvette etched fret
Boat derricks	17	"
Depth charge derricks	18	"
Carley float supports	19	2 on fret need 4
Ladders	20	"
Inclined ladders	21	"
Depth charge rails	22	"
Doors	23	"
Hatches	24	"
Liferings	25	"
Oerlikons	26	4 on fret need 6
Light machine guns	27	"
Anchors	28	"
Smoke stacks	29	"
Signal lamps	30	"
Gun platform	31	Niko 4" gun
Cable reels	32	
Boat supports	33	
Deck edge bulwarks	34	
Brass rod for masts and yardarms		Measure from 700 scale plans



refer to references for 16, 23, 24, 25

